

### What is the Point in Time Count?

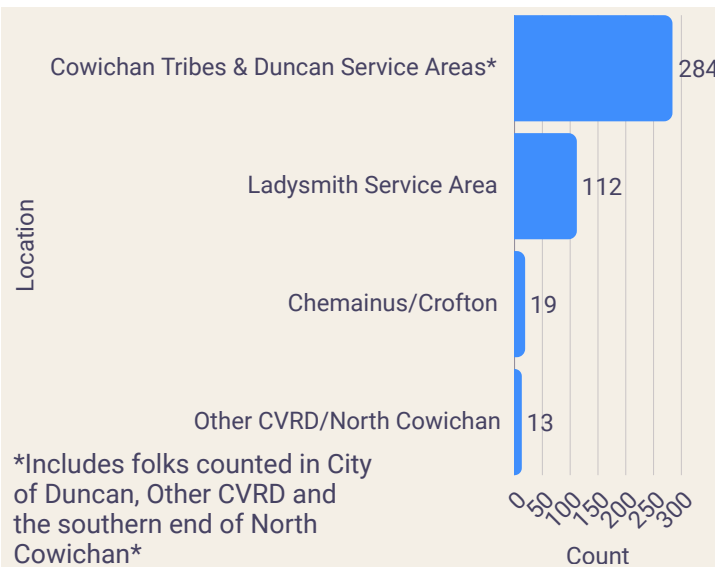
- The Point-in-Time (PiT) Count is an annual 24-hour enumeration of people experiencing sheltered and unsheltered homelessness.
- It is conducted as part of Reaching Home, a community-based initiative funded by Housing, Infrastructure and Communities Canada (HICC) to prevent and reduce homelessness across Canada.
- In the Cowichan Valley, Reaching Home funding is administered through United Way British Columbia and supports local efforts to understand and respond to homelessness.

### How was the PiT Count done in Cowichan?

- Community leaders, peers, and frontline outreach staff guided the PiT Count planning, identifying priority areas, routes, and best practices for engaging unhoused individuals.
- 12 survey routes were established across municipalities and electoral areas in the Cowichan Valley.
- The PiT Count was conducted on November 27, 2025, from 9:00 a.m. to 4:00 p.m.
- About 25 surveyors, including peers, frontline outreach workers, and volunteers, participated.
- A short survey with five questions was used.
- Participants received a \$10 gift card.

### What did we find?

- We counted **428** who are unhoused in Cowichan.

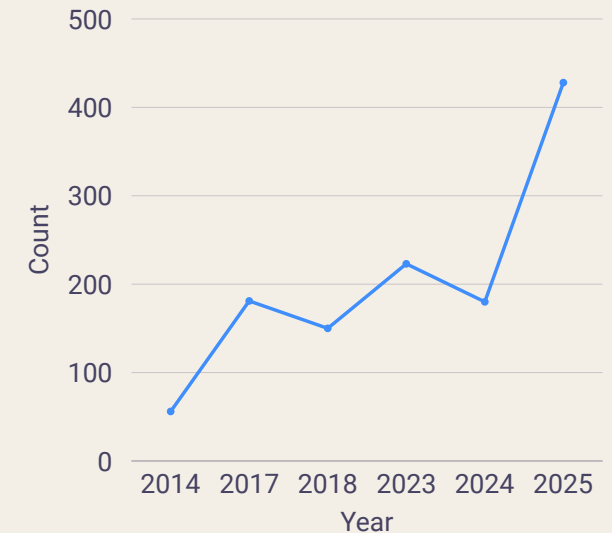


**Figure 1:** Count of sheltered and unsheltered participants surveyed in each location (n=428).



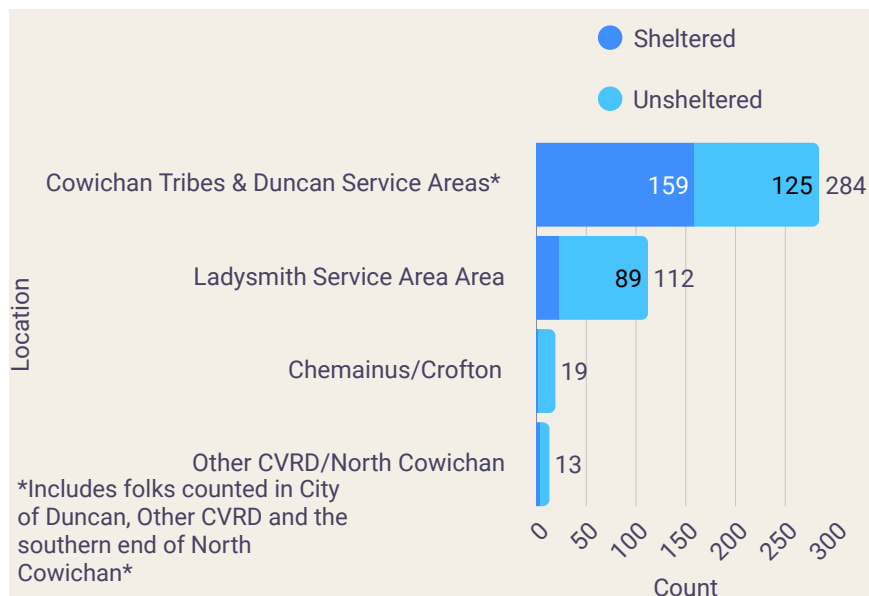
Taken from: <https://uwbc.ca/stories/2025/point-in-time-counts-take-place-in-nanaimo-and-cowichan/>

- The number of counted unhoused individuals has nearly **doubled since 2023**.
- We think that there was an increase in the number of people captured because Peer Leads and frontline staff helped pick routes and volunteered as surveyors. Including this living expertise made a big difference.



**Figure 2:** Count of sheltered and unsheltered participants surveyed in each location (n=428).

- The number of **unsheltered participants is higher** than the number of **sheltered participants**.



**Figure 2:** Count of sheltered and unsheltered participants in each location (n=428).

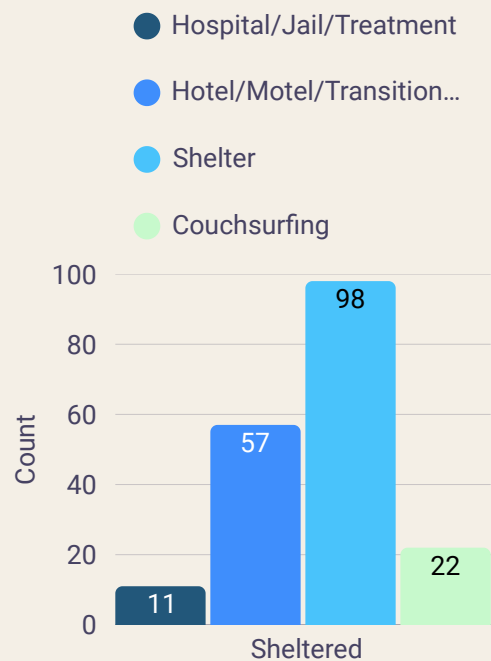
### Qualitative Findings:

- 30+ people asked for more affordable housing.
- Many valued outreach staff connecting in community
- Many wanted a building with multiple wellness services under one roof, especially for seniors.

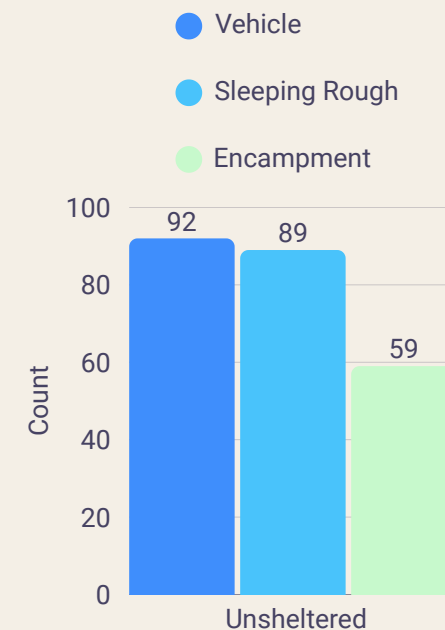
### Limitations:

- This year's count happened after 3 significant community events that may have affected the results:
  - Declared Shigella Outbreak.
  - Eviction of the largest regional encampment on Nov. 17.
  - Displacement of individuals to inaccessible areas.

- **Shelters** were the **most common** place to sleep for **sheltered** individuals the previous night.
- **Vehicles** was the **most common** place to sleep for **unsheltered** individuals the previous night.



**Figure 3a:** Locations where sheltered participants slept the previous night (n=188).



**Figure 3b:** Locations where unsheltered participants slept the previous night (n=240).

### Want to know more?

- If you would like a deeper dive into the data or have feedback, contact the PiT Coordinator Sarah Sadler at [ca@cowichanwomenshealth.ca](mailto:ca@cowichanwomenshealth.ca)
- Previous Years PiT Count Reports are available on the HSABC website. [https://hsa-bc.ca/2024\\_25\\_Homeless\\_Counts.html](https://hsa-bc.ca/2024_25_Homeless_Counts.html)
- We thank all participants and the 15 local organizations and teams that assisted us in conducting these surveys.