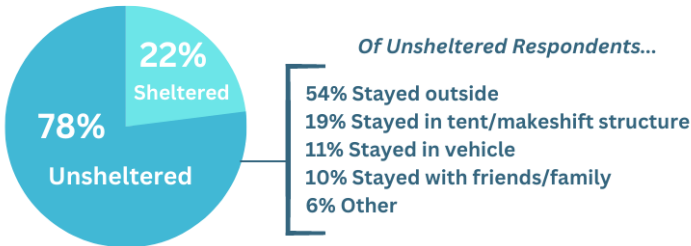


Duncan/Cowichan Valley 2023 Point in Time Homeless Count

The 2023 Point in Time Homeless Count occurred in Duncan/Cowichan Valley on the evening of April 11th and the day of April 12th to help provide an overall snapshot of homelessness in the community.

223 people who completed surveys identified as experiencing homelessness, compared to 129 in 2020

Where did people stay the night of the count?



Age Breakdown



36% Experienced homelessness for the first time before the age of 19

49% Experienced homelessness for the first time before the age of 25

36% Had been in foster care, a youth group home, or under a youth agreement

Indigenous Identity

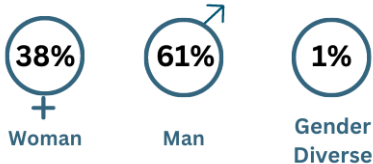
46% of respondents identified as Indigenous

84% of those who identified as Indigenous had a family history of attending residential school



43% of all surveyed individuals had a family history of attending residential schools

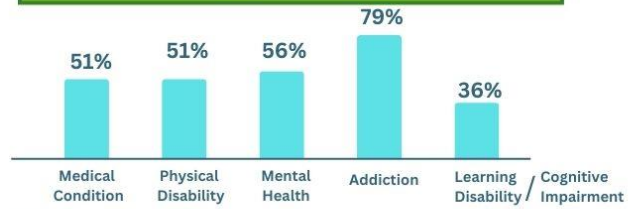
Gender Identity



Sexual Orientation

7% Identified as 2SLGBTQIA+

Health Concerns



83% Reported having 2 or more health concerns

57% Reported having 3 or more health concerns

40% Reported having an acquired traumatic brain injury

Length of Time Experiencing Homelessness



Length of Time Living in the Community

37% Have always been in the community

Of those who've moved here...

86% Have been in the community for 1 year or more

66% Have been in the community for 5 years or more

Top Reasons for Housing Loss



Income

Multiple Sources of Income Include...



40% had 2 or more sources of income

Percentage of People who Accessed Specific Services



Top 3 Barriers to Accessing Services

Discrimination and stigma

Lack of adequate shelter and housing

Lack of Transportation